

AIR-122 IP

Weather-resistant installation speaker

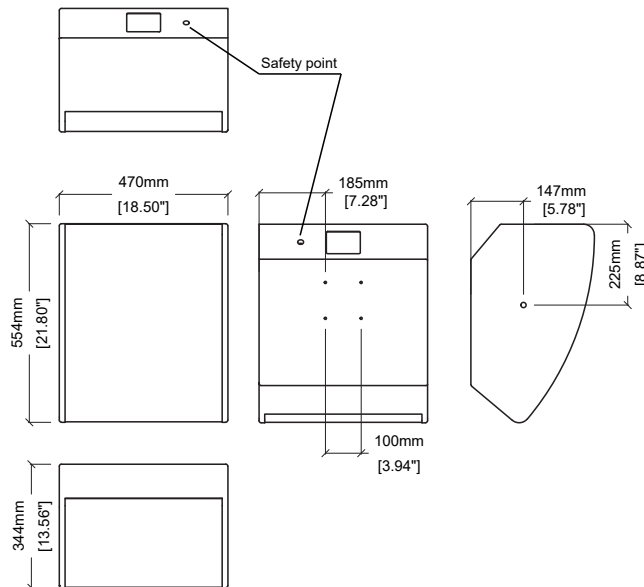
AIR series has been created as the series of installation-dedicated speakers, backed-up with various mounting hardware options for ease and versatility of set-up.

Benefiting from truly point-source design based on coaxial and full-range speakers, AIR series opens a new dimension for speaker placement to achieve the best possible coverage while keeping sound system visual imprint to the lowest possible minimum.

AIR-122 IP is a passive installation system based on 12" coaxial speaker. Compact size, light weight and numerous mounting options make AIR-122 IP a system of high usability that achieves most performance per the space occupied. IP54 weather-protected design makes AIR-122 IP ready for demanding outdoor installations.



DIMENSIONS



SPECIFICATIONS

Frequency Response (-10dB)	55 - 18000 Hz
Max SPL ¹	132 dB
Sensitivity (1W/1m)	96 dB
Driver	12" coaxial
Nominal Coverage (H x V)	80° x 80°
Impedance	4 / 8 Ohm
Nominal power ²	500 W
Connectors	Barrier strip / Gland nut cover plate
Dimensions (W×H×D)	470x554x344 mm
Net weight	24 kg
Shipping weight	27 kg
Mounting	VESA 100x100; 2x M10 Mounting points; M10 safety point
Weather protection	IP54
Enclosure material	Plywood, wear-resistant paint
Speaker protection	Steel grill, acoustically transparent backing

¹ - pink noise, filtered according to AES 2 - 2012, crest factor 9 dB
² - based on transducer power measured according to AES 2 - 2012

CONNECTIONS

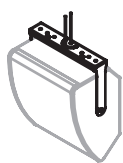
Use Hi-pass filter to prevent speaker damage and distorted sound by eliminating low non-audible frequencies in input signal.

Do not exceed input power ratings mentioned in specifications while exploiting the speaker system.

Speaker system comes with barrier strip screw terminals for connection to amplifier.

Signal +	Terminal +
Signal -	Terminal -
High pass filter:	
Freq, no less than	50 Hz
Order, no less than	18 dB/oct
Recommended amplifier power	500 - 1000 W on nominal impedance

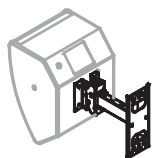
ACCESSORIES



LAIR-122-IP
Mounting bracket



WMT-20-IP
Wall mount adapter



WRM-18-IP
WRM-25-IP
Wall arm with pan and tilt function

SAFETY INSTRUCTIONS

- Do not pour liquids on speaker system - this may cause driver cone destruction and unappealing speaker appearance. Do not allow direct sunlight on speaker cone in order to prevent premature failure. Do not install speaker system near open flames or heating elements.
- Do not use speaker system with damaged speakON or speaker cable so as not to cause electric shock hazard or fire hazard.
- Make sure speaker system is firmly set up on the floor, stage, or wall (where applicable).
- While setting speaker system up onto an angled or slippery surface, make the necessary arrangements to avoid vibration-induced movement.
- Speaker system is capable of delivering significant sound pressure levels. To avoid permanent or temporary hearing damage, prolonged exposure to sound pressure levels exceeding 90 dB should be limited.